

The DEQ Too™ Vehicle Emissions Test Method



Please be aware of the following items ***before*** choosing this method:

DEQ Too is an Online Approach

Instead of choosing to visit a DEQ Clean Air Station to receive your Oregon clean air certificate and registration renewal stickers, this approach issues certificates and stickers using the internet.

Business' Role in DEQ Too

In addition to the business' primary goods and services, the business can now take care of your **DEQ, too!** The business has an approved device that transmits your emissions data to DEQ. The business will help ensure the data immediately makes it to the website where DEQ displays your test results. The business has no ability to pass or fail your vehicle; that is entirely done by DEQ staff and systems.




Requirements and Eligibility for the DEQ Too Test Method

- This method is only for *registration renewal* for vehicles registered to an address inside the DEQ boundary; not for registrations for vehicles new to the state or title transfers.
- **Registration renewal must occur online & must be done before registration has been expired for over 75 days.**
- Vehicle must have an Electronic VIN; typically model years *2005 and newer*. (Gasoline/flex fueled vehicles larger than 8,500 pounds must be model years 2013 and newer)
- *The newest 4 model years are exempt* from testing; regardless of test method. (See DEQToo.org/nmy).

\$ Fees

- The business charges a Device-Usage fee in the amount of **\$X**. The business leases/purchases the device from a private provider and pays for device maintenance and associated wireless/cellular service. DEQ does not require this fee, does not set the amount and none of it goes to DEQ.
- Regardless of the vehicle emissions test method, the price of a Clean Air Certificate of Compliance is **\$21**.
- Regardless of the vehicle registration renewal method, the price of renewal is the **\$ amount shown** on your registration renewal form.

Please take care of the following items ***after*** leaving the business:
(The business will let you know if they can process any of this on your behalf)

<p>Step 1: Check your results.</p> 	<ul style="list-style-type: none">• Go to DEQToo.org and click on “Check Results”.• Read/agree to the Terms & Conditions and then enter your License Plate or VIN.• Enter vehicle mileage and confirm.• If your vehicle passes the test, you’ll be given the option to pay for a Clean Air Certificate of Compliance in Step 2.• If your vehicle didn’t pass, you’ll be given further instructions.
<p>Step 2: Pay for your Clean Air Certificate.</p> 	<ul style="list-style-type: none">• Important: Only pay for the certificate online if you can renew online! A certificate issued via this method is not valid for registration renewal in person at a DEQ or DMV office; nor through the mail. You <i>must</i> renew online with DMV and do so <i>before</i> your registration has been expired for over 75 days.• Click on “Pay Now”.• Once payment is made, DMV’s computer system will immediately receive electronic proof that your vehicle passed DEQ which allows you to move on to Step 3.
<p>Step 3. Renew your registration online.</p> 	<ul style="list-style-type: none">• Click on “Proceed to DMV” which will take you to DMV’s Online Registration Renewal System.• You’ll need your plate number, title number, renewal access code (which is on your DMV registration renewal application) and your auto insurance company name and policy number.• After purchasing your new registration stickers, they will arrive in the mail within as few as 3 business days. Your receipt serves as proof of registration payment for up to 30 days while waiting for your stickers to arrive.